



*Venue Information and
Technical Specifications*

Revised August 2020

GENERAL INFORMATION

The Sun Prairie Performing Arts Center is a 1,044-seat traditional proscenium-style performing arts center, built in 2010 by the Sun Prairie Area School District as part of the new Sun Prairie High School. The PAC hosts many school music and drama functions throughout the year, as well as numerous community events and outside rentals. Located in Sun Prairie, it is a quick 10 minutes away from Madison, 70 minutes from Milwaukee, 2 hours from Chicago and 4 hours from Minneapolis/St. Paul. The space features lighting, scene shop, dressing rooms, orchestra pit, box office, and lobby – all in a beautiful, acoustically wonderful space.

The Mission of the Sun Prairie Performing Arts Center is to encourage cultural and intellectual activities for the benefit and enjoyment of all Sun Prairie Area School District residents, by:

- supporting and upholding excellence in the performing arts at Sun Prairie High School;
- fostering educational opportunities for students in all areas of the performing arts, allowing hands-on experience and career preparation through collaborative efforts;
- promoting the usage of the Performing Arts Center for a variety of performing and fine arts activities;
- providing a setting for programs that enhance the cultural and intellectual growth of the greater community

Year opened: August 2010

Mailing Address: 888 Grove St
Sun Prairie, WI 53590

Phone: 608.834.6775
608.834.6848 (Box Office)

Contact: Matthew Weyer, Performing Arts Center Manager
mrweyer@sunprairieschools.org
[608.834.6775](tel:608.834.6775)

Kenneth Keith, Theater Technician
kakeith@sunprairieschools.org

Theater Technician
608.834.6645

RENTAL POLICIES

- **School District Policies:**
 - It is in your best interest to make sure everyone in your group or company is aware of the regulations that apply to everyone using Sun Prairie Area School District facilities to avoid any misunderstanding (specifically [Policies KG](#) and [KG-R](#)). The School Board Policies can be found at: www.sunprairieschools.org/district/facilities/district-facility-use
 - You can also request a copy from the PAC Manager
- **SP PAC Policies:**
 - Additionally, the PAC has a Policy and Procedure Manual, which can be located at www.sunprairieschools.org/community/performing-arts-center/rent-a-facility
 - You can also request a copy from the PAC Manager.

SEATING

- **Total capacity:**
 - 1044 (1033 fixed) theater seats
 - **orchestra** (470)
 - **mezzanine** (311)
 - **balcony** (252).
- **Handicapped Access:**
 - 8-10 wheelchair locations on the main floor
 - handicapped restrooms available on the main floor
 - 10 Lifting armrest seats in Orchestra
 - stage and dressing rooms are handicapped accessible
 - handicapped parking available
 - hearing assistance system is available for all areas of the PAC.

STAGE & SUPPORT AREAS

- **Proscenium Opening:**
 - 49' 10" wide x 16' high at sides curves to 21' 10" at center
- **Proscenium thickness**
 - 19" thick
- **Depth:**
 - Plaster line to cyc: 29'
 - Plaster line to back wall: 33'-10"
- **Apron:**
 - From front of the proscenium arch: 13' 9" at center
 - curves to 6' 3" to SL/SR
- **Wing Space:**
 - SL: 20'
 - SR: 17'

- **Orchestra Pit:**
 - height: 7'7" Pit height is not adjustable
 - 13'2" deep at center
 - curves to 6'1" at SL/SR end
 - Width 50'
- **Pit Cover**
 - 8' at center
 - curves to 3'1" at SL/SR
 - width 42'
- **Stage to seating floor**
 - 2' 7" total, 2'-5" tall with 2" high toe rail
- **Stage floor**
 - The stage floor is made of 3/4" cabinet grade birch plywood.
 - The color is black satin painted with Rosco tough Prime.
 - Lagging into or coking of the floor is prohibited.
- **Crossover**
 - US of cyc: 4'-9" wide
 - hallway behind space with exits backstage USR/USL
- **Loading Dock**
 - Access is on east side of high school
- **Dock Height**
 - Street and stage level
 - no ramps or levelers available
- **Dock Door**
 - Overhead door: 8' wide x 20' high
- **Stage Access**
 - Through scene shop and across hallway, SL of stage all doors are overhead doors
- **Parking**
 - Parking is available for patrons in front of the high school. All vehicles will need to be registered in the main office if parking occurs between 6:30 am - 3:30 pm, M-F.

RIGGING

- **System**
 - Counterweight system is a hand operated, single purchase, T-track guided system, with the lock rail located Stage Right and motorized winch system for electrics.
- **Line Set Schedule**
 - All 23 Line Sets are not moveable at the grid

Set #		Arbor Length	Batten Length	Rigging	Capacity	Distance from plaster
1	Valance	6'	65'	CW set	1,200 lbs	9.5"
2	Grand Curtain	6'	65'	CW set	1,200 lbs	1' 6"
3	Legs	6'	65'	CW set	1,200 lbs	2' 3.75"
4	Border	6'	65'	CW set	1,200 lbs	2' 11.5"
1E	1 st Electric	6'	65'	Winch	2,675 lbs	5' 1.5"
5	Shell Ceiling 1	10'	65'	CW set	2,200 lbs	6' 5"
6	Border	6'	65'	CW set	1,200 lbs	8' 11.5"
7	Legs	6'	65'	CW set	1,200 lbs	9' 8.5"
2E	2 nd Electric	6'	65'	Winch	2,675 lbs	11' 10.75"
8	Legs	6'	65'	CW set	1,200 lbs	13' 3.5"
9	Shell Ceiling 2	10'	65'	CW set	2,200 lbs	14' 5"
10	Border	6'	65'	CW set	1,200 lbs	15' 8"
11	Empty	6'	65'	CW set	1,200 lbs	16' 5.25"
12	Midstage Traveler	6'	65'	CW set	1,200 lbs	17' 2.5"
3E	3 rd Electric	6'	65'	Winch	2,675 lbs	19' 4.25"
13	Legs	6'	65'	CW set	1,200 lbs	20' 9.5"
14	Shell Ceiling 3	10'	65'	CW set	2,200 lbs	21' 9"
15	Border	6'	65'	CW set	1,200 lbs	23' 4.5"
16	Legs	6'	65'	CW set	1,200 lbs	24' 2"
17	Empty	6'	65'	CW set	1,200 lbs	24' 10.75"

4E	4 th Electric	6'	65'	Winch	2,675 lbs	26' 0.5"
18	Upstage Traveler	6'	65'	CW set	1,200 lbs	27' 8"
19	Cyclorama	6'	65'	CW set	1,200 lbs	28' 10.75"
DRAPERY/SOFT GOODS						

- **Grand Valance**
 - Red velour
 - 9' high 56' wide
 - 50% fullness
 - Can fly out
- **Grand Curtain**
 - Red velour
 - 24'H 51'W
 - 50% fullness
 - traverse manually operated from SR
 - can fly out
- **Mid- and Upstage Traveler**
 - Black velour
 - 22'H 32'W on each side
 - 50% fullness
 - traverse manually operated from SR
 - Fully open at 47' 8" Can fly out
- **5 Legs (4 in the air)**
 - Black velour
 - 0% fullness
 - 22'H 17' 6" W
- **4 Borders**
 - Black velour
 - 0% fullness
 - 10' high x 65' wide
- **Cyclorama**
 - White
 - 21' high x 60' wide
 - can fly out
- **Scrim**
 - black shark tooth
 - 19' 6" H 65'W

COMPANY POWER

- (1) 200 amp company switch box backstage left. Access must be approved at least two weeks in advance.
- (1) 400 amp company switch box backstage left. Access must be approved at least two weeks in advance.
- (7) 20 amp Edison outlets on stage

LIGHTING

- **Dimming:**
 - 2 Electronic Theatre Control Sensor Racks: SR48+ (96 Dimmer modules each, 4 Relay modules available as well)
 - ETC Paradigm house light system, controlled via light board as well as wall panels and SM control deck
- **Lighting Control:**
 - ETC Ion Console with 2x512 universes, with Universal 2x20 Fader Wing located in upper balcony light both, tech table available upon request
 - ETC Irfr control available
- **Lighting Positions:**
 - Catwalk: 46' throw, approx. 40 degrees
 - Balcony Rail: 60' 3" throw, approx. 20 degrees
 - SR/SL Cove: 45' throw, approx. 20 degrees
 - 1st, 2nd, 3rd, and 4th Electric
- **Circuits:**
 - Total of 216 - 20A circuits
 - (30) Catwalk [1-30]
 - (3) Balcony Rail HR [128-126]
 - (3) Balcony rail HL [123-125]
 - (6) SR Cove [31-36]
 - (6) SL Cove [37-42]
 - (22) 1st Electric [43-64]
 - (20) 2nd Electric [65-84]
 - (20) 3rd Electric [65-104]
 - (18) 4th Electric [105-122]
 - (4) Drop boxes SL [149-160, 4 circuits each]{3 are in use for the shell}
 - (4) Drop Boxes SR [161-176, 4 circuits each] {1 is use for cyc}
 - (1) Wall boxes DSL [129-132]
 - (1) Wall boxes DSR [137-140]
 - (2) Pit boxes [145-148]

- **Fixtures: All fixtures are Stage Pin**
 - (63) Source 4 bodies
 - (4) Source 4 – 10 degree lens tube
 - (4) Source 4 – 14 degree ellipsoidal fixtures
 - (34) Source 4 – 19 degree ellipsoidal
 - (18) Source 4 – 26 degree ellipsoidal
 - (11) Source 4 – 36 degree ellipsoidal
 - (8) Source 4 – 50 degree lens tubes
 - (4) Source 4 – 70 degree lens tubes
 - (20) Source 4 – 25-50 degree Zoom
 - (24) Source 4 – EA PAR fixtures
 - (12) Edge 1kW Fresnel – 6"
 - (14) Broad Cyc units with trunions
 - (2) Source Four Revolution
 - No modules owned
 - (5) Elation Opti Quad Pars
- **Follow Spots:**
 - (2) Canto 1200 Followspot with Color Boomerang and stand
 - located in light booth
 - approx. 85' throw to the proscenium
- **Cable and Accessories:**
 - (18) Size B pattern holders
 - (4) Vortex gobo rotators
 - Sufficient gel frames and safety cables on hand for all fixtures
 - assorted Stage Pin extension cables

PROJECTION SYSTEM

- **Projector**
 - (1) Epson 1500LM WUXGA 3LCD laser projector with Epson middle-throw zoom lens (main projector)
 - (2) Epson PowerLite 485W WXGA 3LCD Projectors (side projectors)
- **Screens:**
 - (1) White 18' H x 24' W (4:3 Aspect Ratio) [projector set up as 16:9] screen hung center stage at proscenium
 - (1) White 87" H x 116" W (4:3 Aspect Ratio) screen hung on house left wall
 - (1) White 87" H x 116" W (4:3 Aspect Ratio) screen hung on house right wall
- **Camera**
 - Sony PXW-Z190 4K 3-CMOS 1/3" Sensor XDCAM
 - uses SD Cards
- **switcher**
 - Roland V-1HD
 - 4 HDMI input
 - 1 output
 - 1 preview output

Stage Monitoring System

- Video/audio monitors located in:
 - Scene shop
 - Box Office
 - Lobby
 - Back of Proscenium SL & SR
 - Both Dressing rooms
 - Orchestra Pit
- Be aware that there is a delay in the video feed as it is a network feed system.

SOUND

- **Control Location**
 - The sound booth is located on the main floor in the back of the house, offset to house right , approximately 50' from the stage.
- **Stage Audio Lines**
 - (32) XLR microphone inputs backstage
 - 16 in 4 out SL
 - 16in 4 out SR
 - outs are duplicates on each sideSR to
 - Yamaha RIO 3224 in rack SR
 - stage audio boxes feed into RIO
- **House Console**
 - Yamaha CL5
 - 32 Digital inputs (64 if a second RIO3224 is supplied), 16 digital out (32 with second unit) with 8 omni in and out
- **Hearing Assist System**
 - Listen FM System
 - 4 available headsets.
 - All seats are capable of receiving the main audio mix
 - The Listen System works on 216MHz frequency.
- **Production Communication**
 - Production Intercom Two Circuit master station
 - (1) Portable Headset Station, beltpack, 2 circuit, independent controls
 - (5) Portable Headset Stations beltpack, single circuit
 - (6) Single Muff Headsets
 - (3) Intercom Loudspeaker Station Talkback (BO & Dressing Rooms)
 - (3) Intercom Single-gang wall plate

- **Main Frame Processor**
 - Biamp AudiaFLEX
- **Playback Located at Console**
 - Qlab
 - Tascam CD Recorder/player (unpatched)
 - Marantz Solid State Flash Card Recorder
- **Speakers**
 - (4) Self-powered bi-amped three way loudspeakers
 - (2) ZLX-15P Active Speaker, EV
 - (2) ZLX-12P Active speaker, EV
 - (4) PF1-200 Active Speaker
 - (2) SP118 Passive Subwoofer, Peavey
 - (2) SP118 Passive subwoofer, Peavey
 - (2) SP5 Passive Full Range, Peavey
 -
- **Microphones**
 - (2) AKG C452 E8
 - (4) Audio-Technica AT871R Uni Plare
 - (1) Audio-Technica ATM25
 - (1) Audio-Technica ATM 33R
 - (2) Audio- Technica AT8053
 - (6) Audix ADX-40
 - (4) Sennheiser E614
 - (2) Sennheiser E609
 - (4) Shure QLXD2 Beta 58 handheld wireless Microphones
 - (2) Shure QLXD1 Wireless Bodypacks
 - (16) Shure ULX1 Bodypacks
 - (6) Shure SM57 Microphones
 - (6) Shure SM58 Microphones
 - (1) Shure 55SH
 - (1) Shure Beta 57
 - (1) Shure PGA57
 - (1) Shure PGA52
 - (3) Shure PAG56
 - (1) D-one Vocal Mic
- **Loose Goods**
 - (9) Boom Mic Stands
 - Assorted ¼" monitor cables
 - Assorted 15', 25', 50' XLR cables
 - Assorted patch cables and adapters

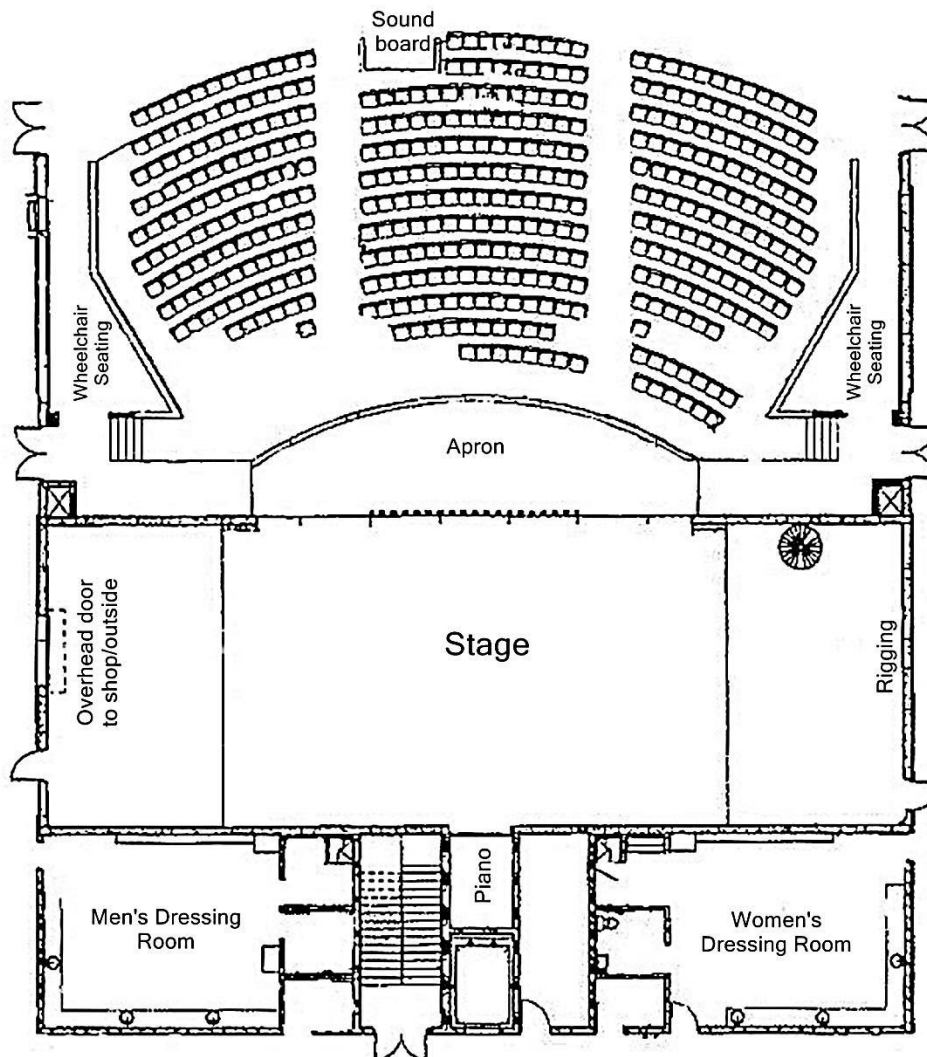
Hard goods

- **Pianos**
 - Steinway D 9' Concert Grand Piano
 - 6' concert baby grand available upon advanced request
 - Various clavinoas and upright pianos
 - Tuning can be arranged, but will be billed to renter
- **Acoustical Shell**
 - Custom Wenger Diva Acoustical Shell and Ceiling
 - Stored off SL
- **Choral Risers**
 - (10) 3-tiered, carpeted and collapsible Wenger Choir Risers
- **Platforms**
 - (8) 4' x 8' x 16" Wenger platforms
 - (2) 4' x 8' x 24" Wenger platforms
- **Podiums**
 - (2) Oak lecterns
- **Chairs**
 - (100) available black Wenger chairs
- **Music stands**
 - (50) available black Wenger stands

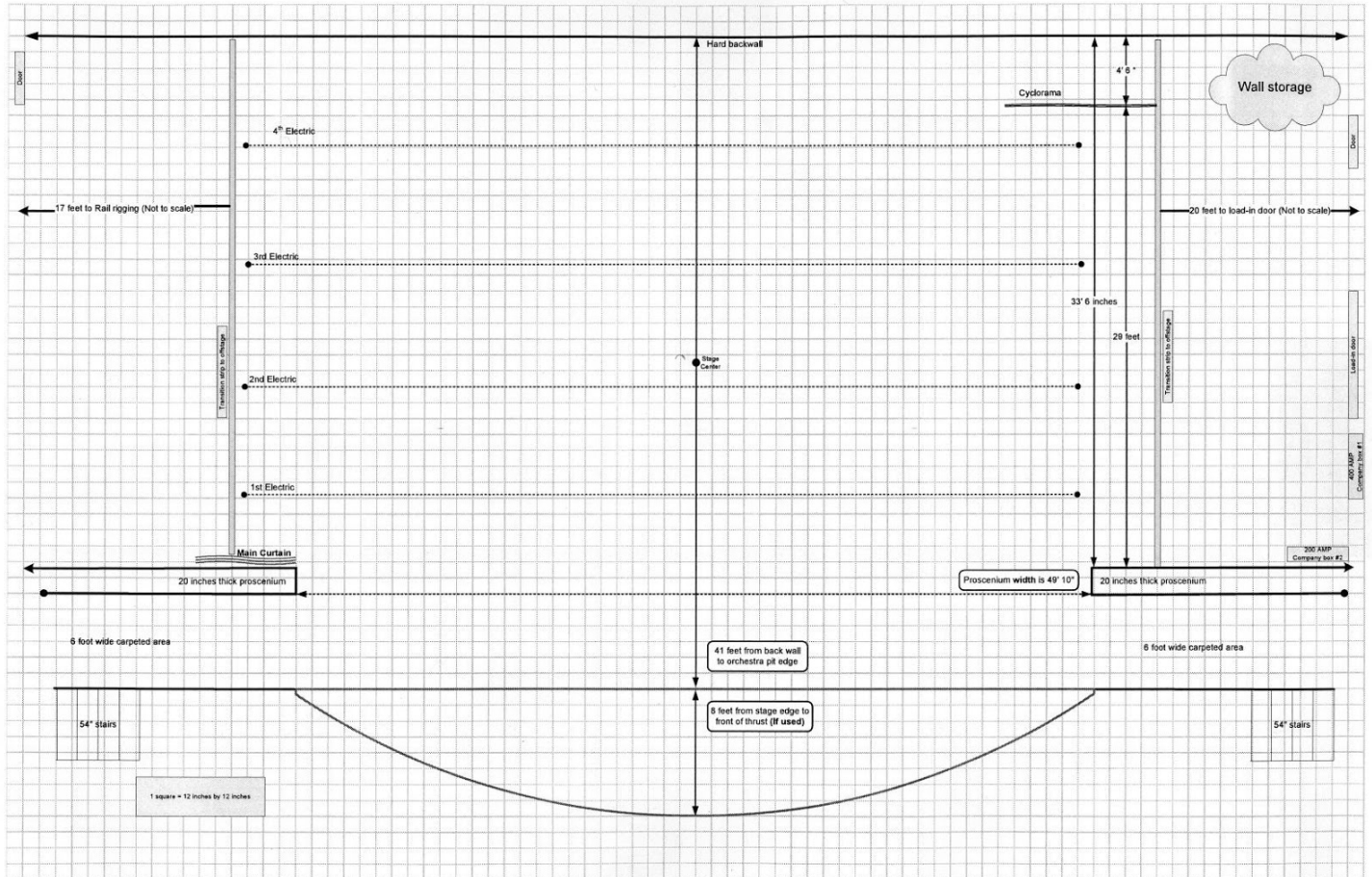
WARDROBE

- **Dressing Rooms**
 - (2) Dressing rooms located on the main floor behind the stage.
 - Each 22ft x 28ft
 - Dressingroom has a toilet, sink, shower and 12 make-up stations.
 - Each makeup station has 20amp GFCI outlets and lighted mirrors.
- **Green Room**
 - The Performing Arts Center does not have a Green Room
 - One can be established in a dressing room or classroom if necessary.
- **Washer/Dryer**
 - None available
- **Steamer**
 - None available
- **Wardrobe Racks**
 - (4) racks available - 2 in each dressing room
- **Showers**
 - Private shower in each dressing room

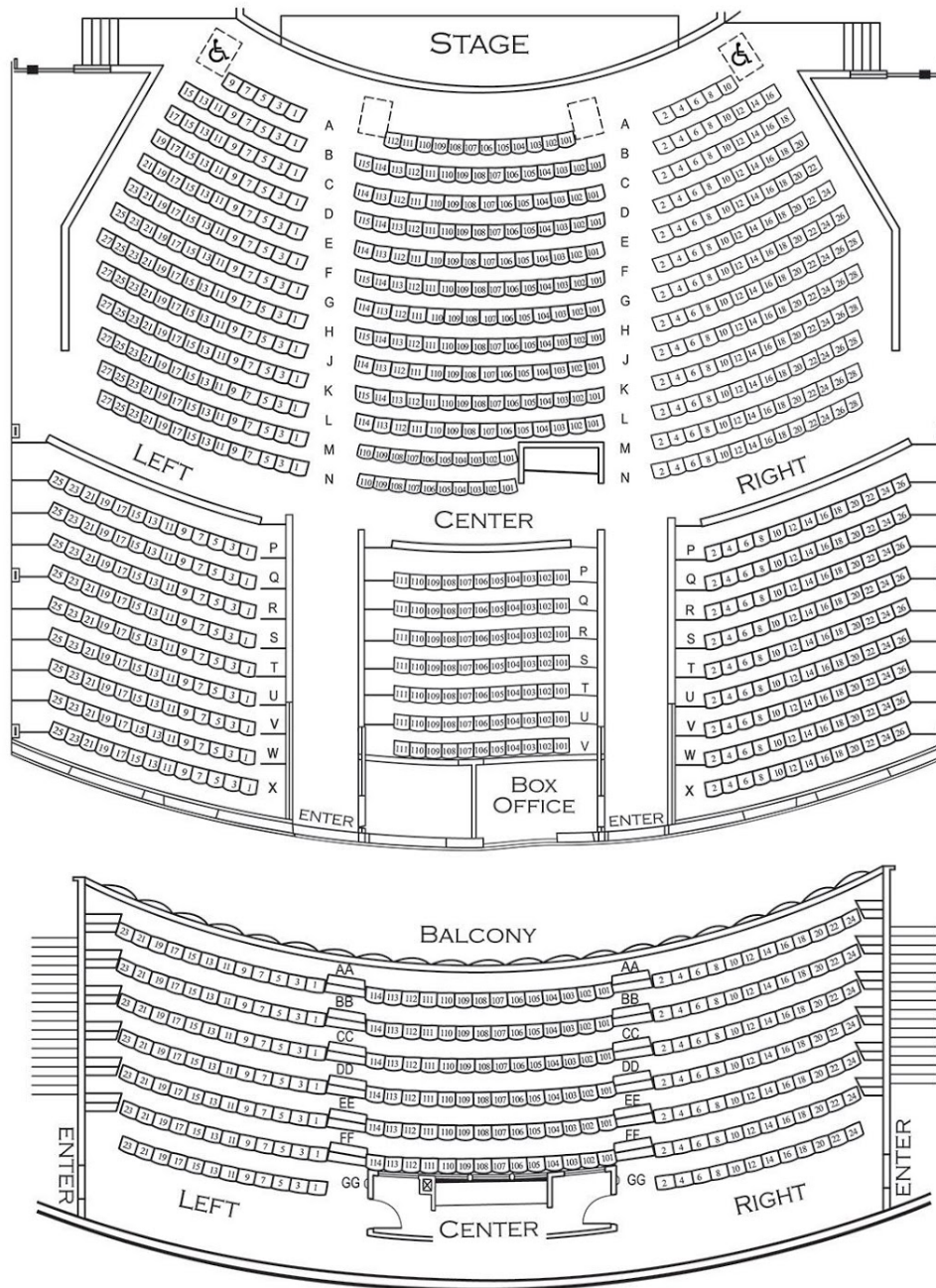
THEATER DRAWING




Stage Drawing



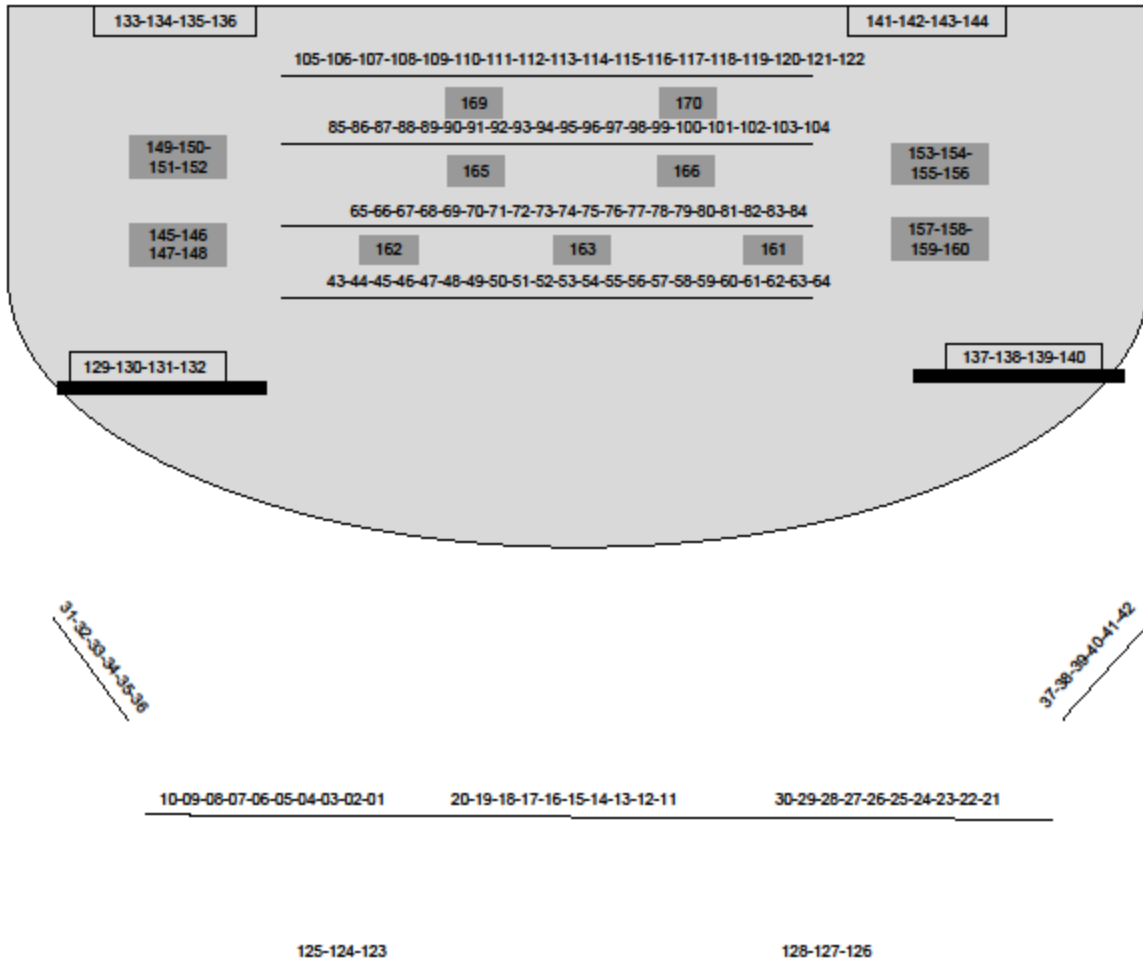
SEATING CHART



Rep Light Plot



Circuit Drawing



PHOTOS

